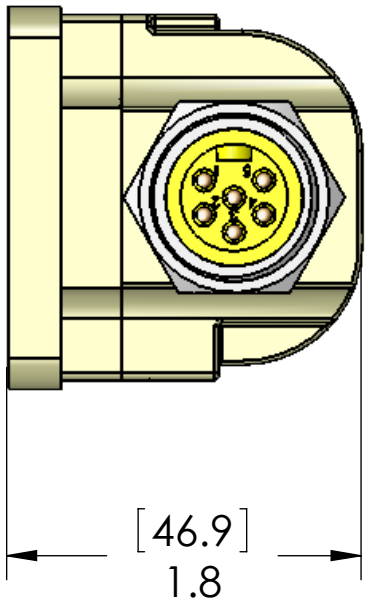


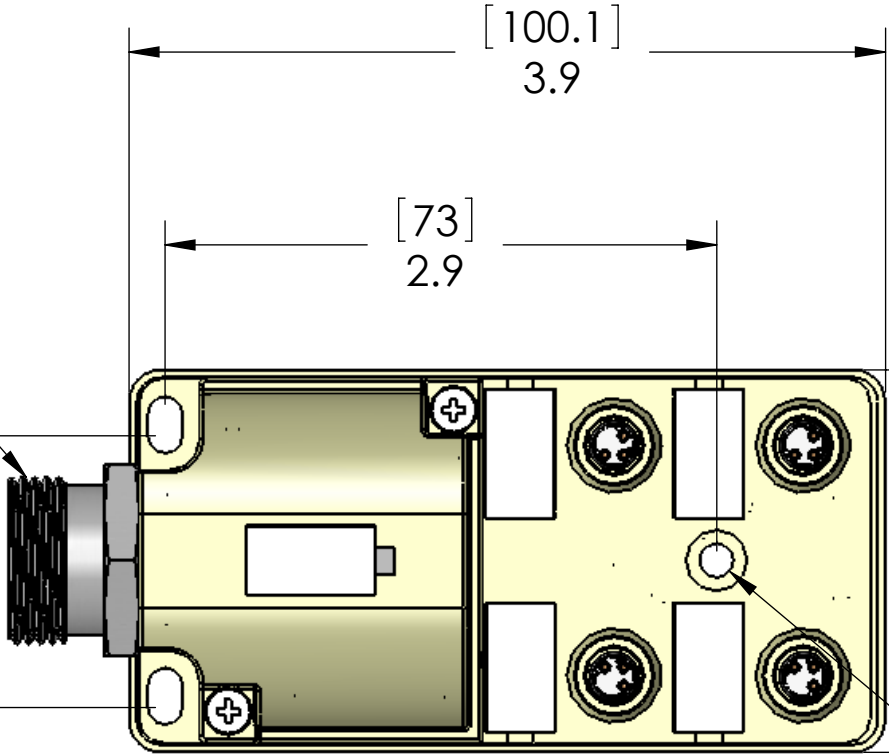
| WIRING | |
|---------|----------------------|
| MIN PIN | FUNCTION |
| 6 | V+ (ALL PORTS PIN 1) |
| 3 | V- (ALL PORTS PIN 3) |
| 2 | PORT 1 / PIN 4 |
| 1 | PORT 2 / PIN 4 |
| 5 | PORT 3 / PIN 4 |
| 4 | PORT 4 / PIN 4 |

| REVISIONS | | | |
|-----------|---------------|-----------|----------|
| REV. | DESCRIPTION | DATE | APPROVED |
| A | REDRAWN IN SW | 2/20/2007 | |

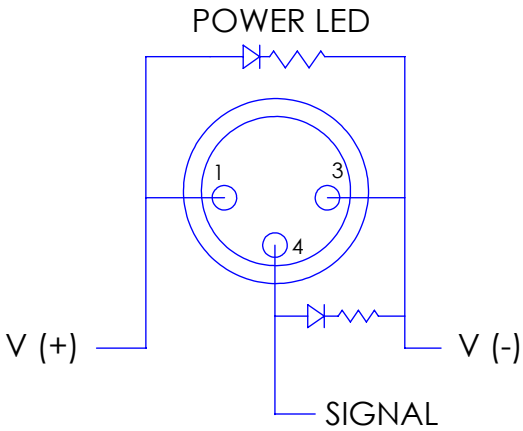


7/8-16UN2A

[35.9]
1.4



THIS IS A PNP BLOCK



| | |
|-------------|----------------------------|
| MATERIALS: | |
| BODY: | PBT |
| MARKERS: | POLYAMIDE |
| INSERTS: | POLYAMIDE |
| GLAND: | POLYAMIDE |
| CONTACTS: | GOLD PLATED COPPER ALLOY |
| O-RINGS: | NBR |
| MIN SHELL: | ANODIZED ALUMINUM |
| MIN INSERT: | PVC |
| RATINGS: | |
| VOLTS: | 30V MAX |
| AMPS: | 3A PER PORT, 12A PER BLOCK |

PROPRIETARY AND CONFIDENTIAL
THE INFORMATION CONTAINED IN THIS DRAWING IS THE SOLE PROPERTY OF MENCOM CORPORATION. ANY REPRODUCTION IN PART OR AS A WHOLE WITHOUT THE WRITTEN PERMISSION OF MENCOM CORPORATION IS PROHIBITED.

| | | | | |
|--|--|-----------|--------------------|------------------|
| UNLESS OTHERWISE SPECIFIED: DIMENSIONS ARE IN INCHES AND [MM] | | NAME | MENCOM CORPORATION | |
| | | DWM | | |
| | | | | |
| | | | | |
| | | | | |
| MATERIAL | | COMMENTS: | TITLE: | |
| FINISH | | | | |
| DO NOT SCALE DRAWING | | | SIZE | DWG. NO. |
| | | | B | JAN-43P-206-M000 |
| | | | SCALE: 1:1 | WEIGHT: |
| | | | SHEET 1 OF 1 | |