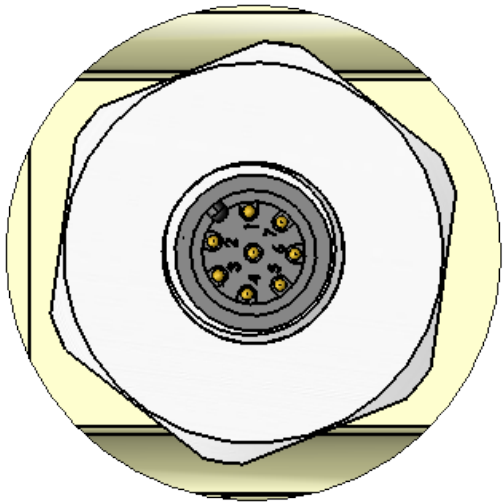
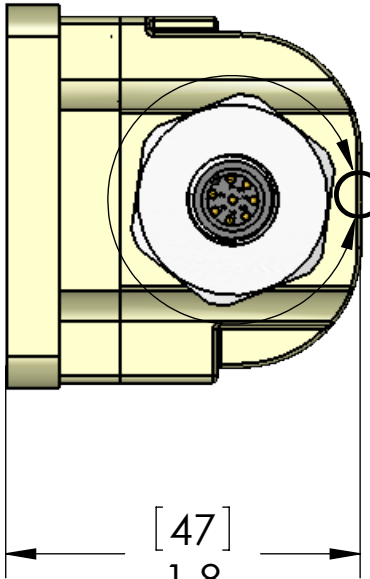


WIRING	
MDC PIN	FUNCTION
5	V+ (ALL PORTS PIN 1)
7	V- (ALL PORTS PIN 3)
1	PORT 1 / PIN 4
2	PORT 2 / PIN 4
3	PORT 3 / PIN 4
4	PORT 4 / PIN 4

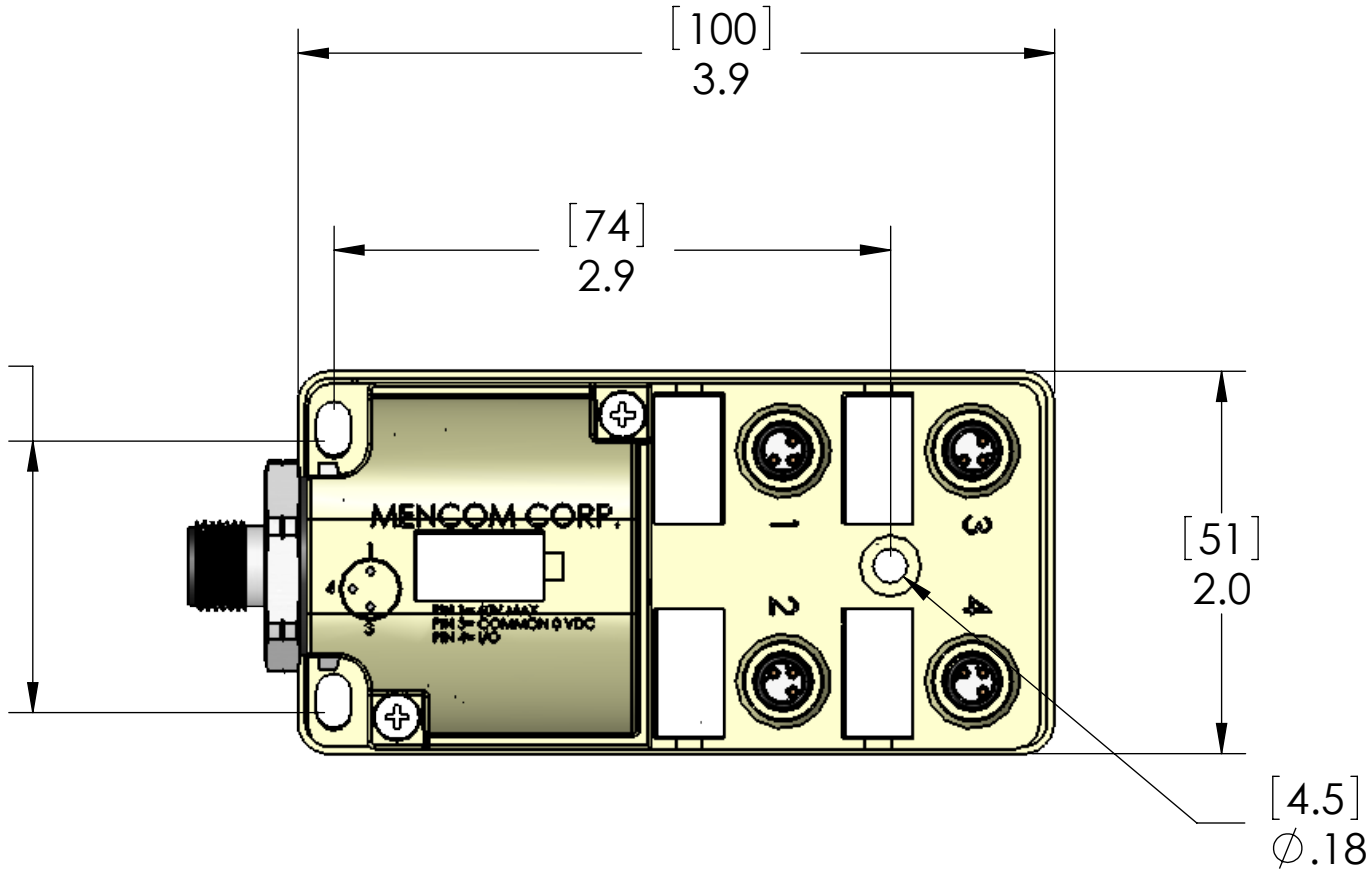


DETAIL C  
SCALE 2 : 1

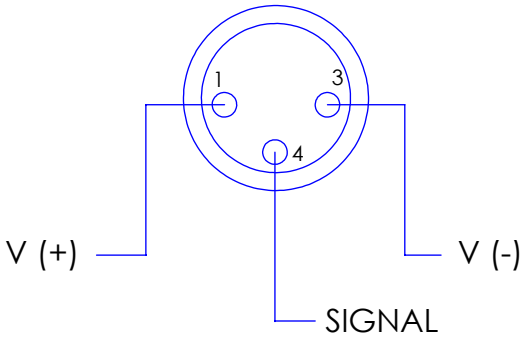


[36]  
1.4

[47]  
1.8



MATERIALS:	
BODY:	PBT
MARKERS:	POLYAMIDE
INSERTS:	POLYAMIDE
GLAND:	POLYAMIDE
CONTACTS:	GOLD PLATED COPPER ALLOY
O-RINGS:	NBR
MDC SHELL:	ANODIZED ALUMINUM
MDC INSERT:	POLYAMIDE
RATINGS:	
VOLTS:	30V MAX
AMPS:	3A PER PORT, 8A PER BLOCK



**PROPRIETARY AND CONFIDENTIAL**  
THE INFORMATION CONTAINED IN THIS DRAWING IS THE SOLE PROPERTY OF MENCOM CORPORATION. ANY REPRODUCTION IN PART OR AS A WHOLE WITHOUT THE WRITTEN PERMISSION OF MENCOM CORPORATION IS PROHIBITED.

UNLESS OTHERWISE SPECIFIED:  DIMENSIONS ARE IN INCHES AND [MM]	DRAWN BY	JJH
	DRAWN DATE	05/04/2018
	CHECKED BY	ADM
	CHECK DATE	05/04/2018
MATERIAL  FINISH  DO NOT SCALE DRAWING	COMMENTS:	

MENCOM CORPORATION		
TITLE:		
SIZE	DWG. NO.	REV
<b>B</b>	JAN-430-008-E000	<b>A</b>
SCALE: 1:1	WEIGHT:	SHEET 1 OF 1