

D

C

B

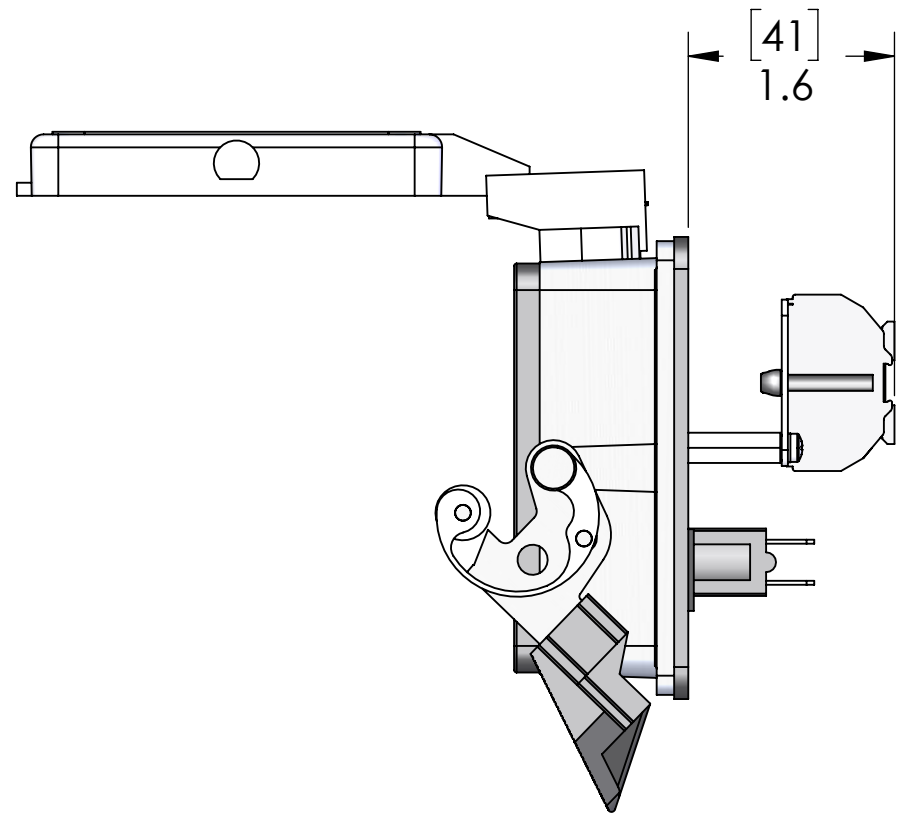
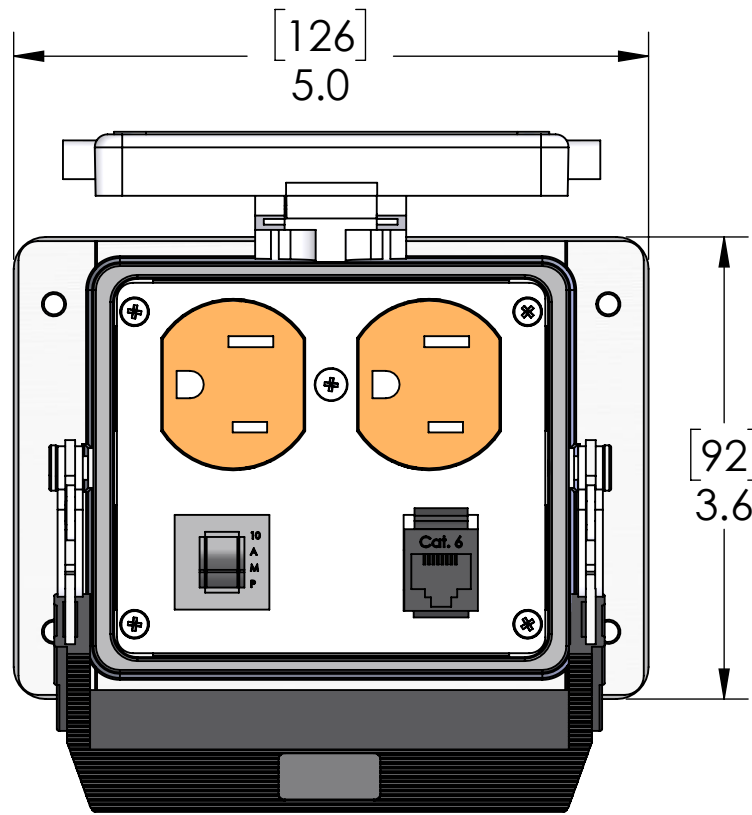
A

D

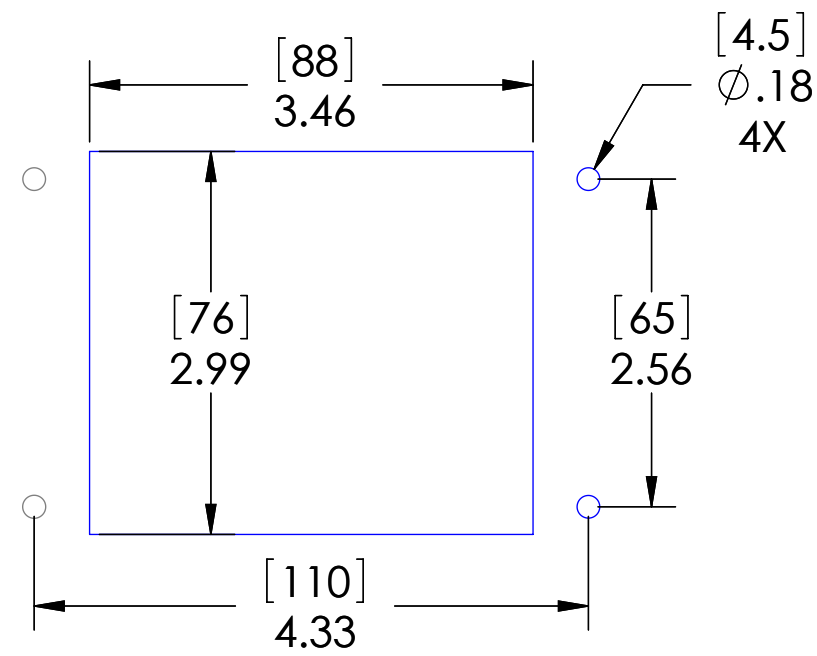
C

B

A



PANEL CUTOUT




STANDARD CONFIGURATIONS UNLESS OTHERWISE NOTED		
CONN. TYPE	EXTERIOR	INTERIOR
RJ45	CAT. 6 JACK	CAT. 6 JACK

OPERATING TEMPERATURE: (-10°C / +60° C (+14° F / +140° F ))

MOUNTING KIT ORDERED SEPARATELY CONTAINS M4x0.7 SS SCREW, NYLON WASHER, SPLIT LOCKWASHER AND M4 NUT

P/N: D-PIC-MT



PROPRIETARY AND CONFIDENTIAL

THE INFORMATION CONTAINED IN THIS DRAWING IS THE SOLE PROPERTY OF MENCOM CORPORATION. ANY REPRODUCTION IN PART OR AS A WHOLE WITHOUT THE WRITTEN PERMISSION OF MENCOM CORPORATION IS PROHIBITED.

HOUSING MATERIALS	
BODY:	EPOXY COATED DIE CAST ALUMINUM
GASKET:	THERMOPLASTIC ELASTOMER
HANDLE:	POLYAMIDE
LEVERS:	STAINLESS STEEL
UNLESS OTHERWISE SPECIFIED:	
DIMENSIONS ARE IN INCHES AND [MM]	
MATERIAL	
FINISH	
DO NOT SCALE DRAWING	

These devices shall be mounted on enclosures having adequate strength and thickness and with adequate spacing provided. Seal rating is based on mounting to a surface that is clean, flat and smooth.

PIC RATINGS/SPECIFICATIONS			
VOLTS:		125V	
AMPS:		10A	
SCCR:		0.2kA	
NEMA/UL   EN 60529:		4, 4X, 12   IP65	
MOUNTING SCREW SIZE:		M4 (8-32) (304 or 316SS for 4X)	
MOUNTING SCREW TORQUE:		1.2~1.8N-m (0.9~1.3 Lb-Ft)	
INCOMING POWER WIRE SIZE:		0.5 ~ 4.0 sq mm / 20-12AWG	
WIRE STRIP LENGTH:		10 ~ 11 mm	
DRAWN BY	DCG	MENCOM CORPORATION	
DRAWN DATE	07/09/2021		
CHECKED BY	DCG		
CHECK DATE	07/13/2021		
COMMENTS:		TITLE:	
		DP; RJ45; 10R; 32	
SIZE	DWG. NO.	REV	
B	DP-RJ45-10R-32	D	
SCALE: 2:3		WEIGHT:	SHEET 1 OF 1