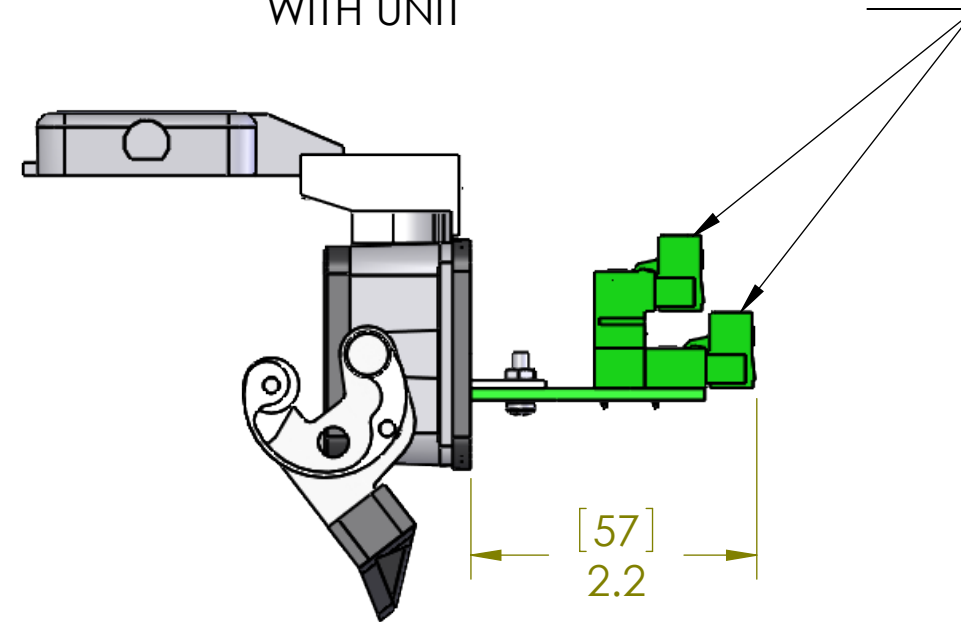
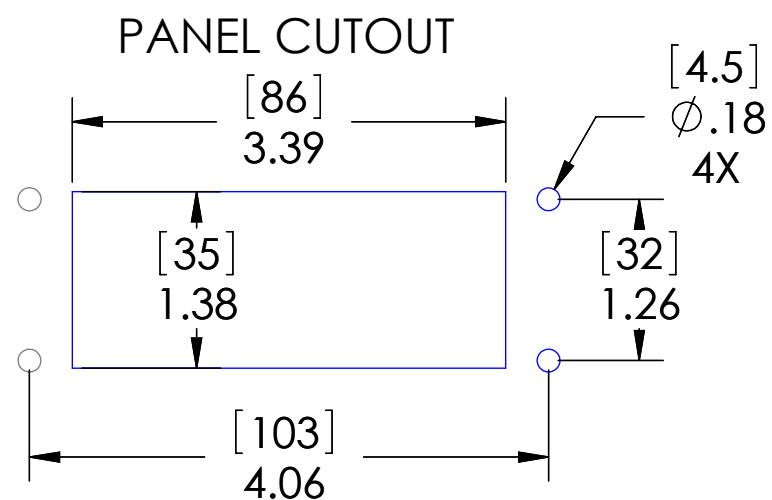
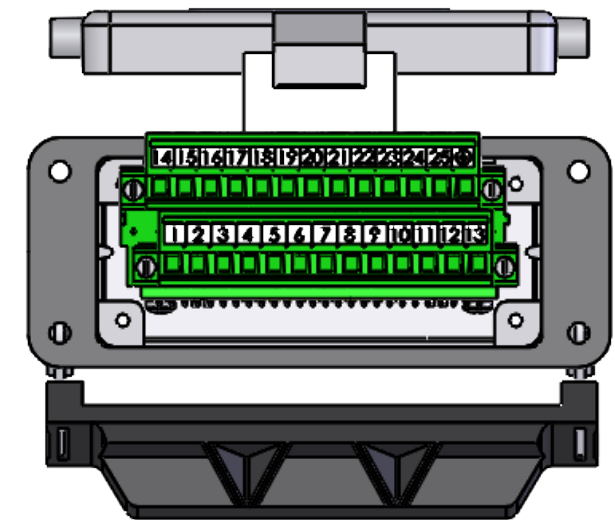


—FEMALE 25 PIN D-SUB CONFIGURED W/ DISCRETE WIRE PLUGGABLE TERMINAL BLOCK



NOTE: SCREW TERMINAL CONNECTION
PLUGS AND SOCKETS ARE SUPPLIED
WITH UNIT



These devices shall be mounted on enclosures having adequate strength and thickness and with adequate spacing provided. Seal rating is based on mounting to a surface that is clean, flat and smooth.

HOUSING MATERIALS	
BODY:	EPOXY COATED DIE CAST ALUMINUM
GASKET:	THERMOPLASTIC ELASTOMER
HANDLE:	POLYAMIDE
LEVERS:	STAINLESS STEEL

MOUNTING KIT ORDERED
SEPARATELY CONTAINS
M4x0.7 SS SCREW, NYLON WASHER,
SPLIT LOCKWASHER AND M4 NUT
P/N: D-PIC-MT



UNLESS OTHERWISE SPECIFIED:
DIMENSIONS ARE IN INCHES
AND [MM]

PIC RATINGS/SPECIFICATIONS	
NEMA/UL EN 60529:	4, 4X, 12 IP65
MOUNTING SCREW SIZE:	M4 (8-32) (304 or 316SS for 4X)
MOUNTING SCREW TORQUE:	1.2~1.8N·m (0.9~1.3 Lb·Ft)

ED:	DRAWN BY	DCG	MENCOM CORPORATION		
	DRAWN DATE	06/20/2019			
	CHECKED BY	GO	TITLE: 25 PIN D-SUB TO PCB		
	CHECK DATE	01/04/2019			
	COMMENTS:				
	SIZE B	DWG. NO. DB25-PC25-16LS		REV B	
	SCALE: 2:3		WEIGHT:		SHEET 1 OF 1

PROPRIETARY AND CONFIDENTIAL

THE INFORMATION CONTAINED IN THIS DRAWING IS THE SOLE PROPERTY OF MENCOM CORPORATION. ANY REPRODUCTION IN PART OR AS A WHOLE WITHOUT THE WRITTEN PERMISSION OF MENCOM CORPORATION IS PROHIBITED.

		MATERIAL
		FINISH
		DO NOT SCALE DRAWING