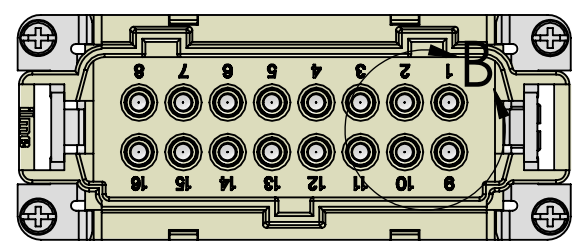
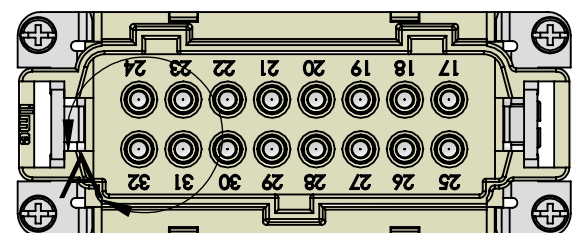

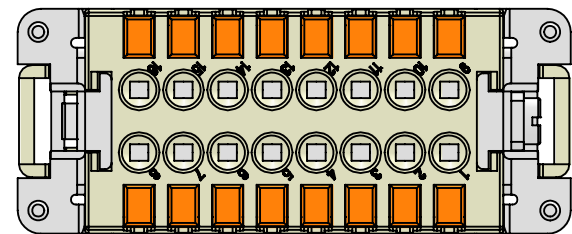
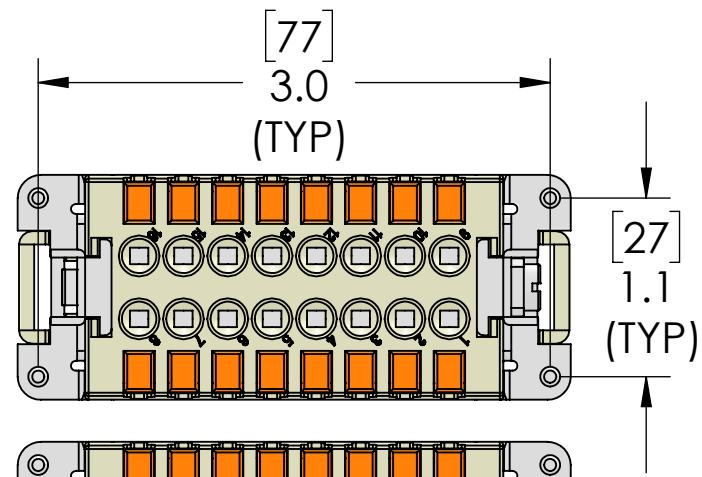


8 7 6 5 4 3 2 1

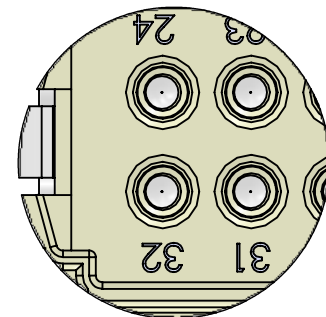
D



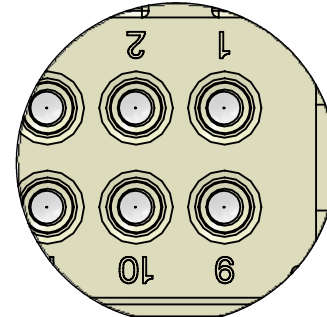
C

B

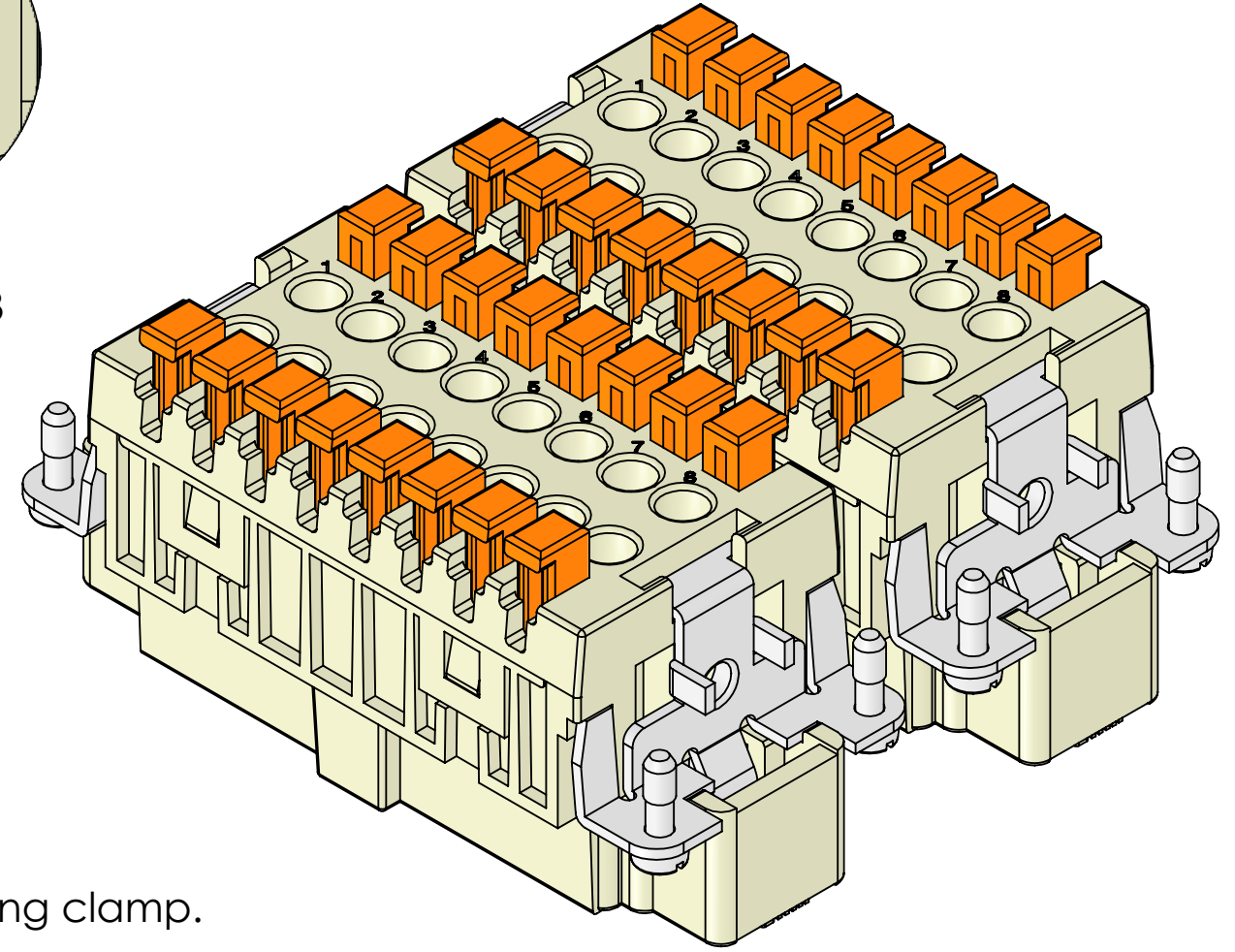
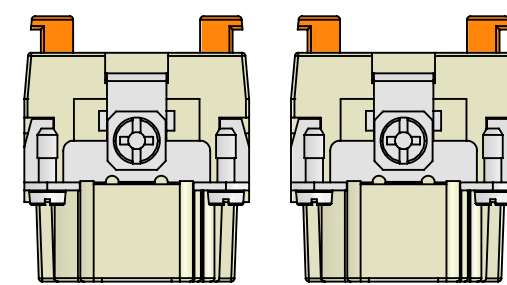
A



DETAIL A
SCALE 14 : 8



DETAIL B
SCALE 14 : 8



D

C

B

A

Connection made via spring clamp.

To use: Strip Wires 0.35" - 0.43" (9 - 11mm)
Placed stripped wire into opening and
press down on orange tab. This will lock the wire
into place. Proceed to next terminal.
(ferruled wires may be used as well)

Acceptable wire AWG: 14 - 24AWG [2.5 - 0.14 sqmm]

MATERIALS	
HOUSING:	GLASS REINFORCED THERMOPLASTIC
CONTACTS:	NICKEL PLATED BRASS HARDWARE
SCREWS:	SILVER PLATED COPPER ALLOY
	NICKEL PLATED STEEL
RATINGS:	UL / CSA - 600V, 16A. EN 250V/4kV/3, 10A
TEMP:	-40°C - +125°C ambient
APPROVALS:	UL, CSA, & CCC

PROPRIETARY AND CONFIDENTIAL
THE INFORMATION CONTAINED IN THIS
DRAWING IS THE SOLE PROPERTY OF
MENCOM CORPORATION. ANY
REPRODUCTION IN PART OR AS A WHOLE
WITHOUT THE WRITTEN PERMISSION OF
MENCOM CORPORATION IS
PROHIBITED.

UNLESS OTHERWISE SPECIFIED: DIMENSIONS ARE IN INCHES AND [MM]	DRAWN BY	DCG	MENCOM CORPORATION					
	DRAWN DATE	06/12/2020					TITLE: CSHM-16 & CSHM-16N KIT	
	CHECKED BY	ADM						
	CHECK DATE	06/17/2020						
MATERIAL	COMMENTS:		SIZE	DWG. NO.		REV		
B			CSHM-16-16N		A			
FINISH								
DO NOT SCALE DRAWING			SCALE: 7:8		WEIGHT:	SHEET 1 OF 1		

8 7 6 5 4 3 2 1