

“Stay Connected” with



HEYware Products

a PennEngineering® Company

## Heyco® Nytye® Nylon Cable Tie Variations

PART SPECIFICATIONS				PART NO.		DESCRIPTION	PART DIMENSIONS			
Tensile Strength Lbs.	N	Max. Bundle Diameter in.	mm.	Natural	UV Black		A Length in.	mm.	B Width in.	mm.

### Low Profile

**ALL NEW PRODUCT**

18	80	.98	25,0	14110	14110B	LPNT-18-043	4.33	110		
		1.57	40,0	14111	14111B	LPNT-18-061	6.10	155	.10	2,5
		2.00	51,0	14112	14112B	LPNT-18-080	8.07	205		
40	178	1.29	33,0	14113	14113B	LPNT-40-059	5.90	150		
		2.00	51,0	14114	14114B	LPNT-40-080	8.07	205		
		3.03	77,0	14115	14115B	LPNT-40-110	11.02	280	.14	3,6
		4.05	103,0	14116	14116B	LPNT-40-145	14.56	370		
50	222	2.04	52,0	14117	14117B	LPNT-50-080	8.04	205		
		2.67	68,0	14118	14118B	LPNT-50-100	10.04	255		
		2.99	76,0	14119	14119B	LPNT-50-110	11.02	280	.18	4,6
		4.05	103,0	14120	14120B	LPNT-50-145	14.56	370		
120	534	3.03	77,0	14121	14121B	LPNT-120-110	11.02	280		
		4.05	103,0	14122	14122B	LPNT-120-145	14.56	370	.30	7,6

### Releasable

**ALL NEW PRODUCT**

40	178	1.46	37,0	13297	13297B	RNT-40-059	5.94	151	.14	3,5
50	222	1.97	50,0	13301	13301B	RNT-50-079	7.95	202	.18	4,5
		3.15	80,0	14000	14000B	RNT-50-110	11.02	280	.19	4,8
		1.18	30,0	14005	14005B	RNT-50-049	4.92	125	.28	7,2
		1.38	35,0	14010	14010B	RNT-50-059	5.90	150		
		2.24	57,0	14011	14011B	RNT-50-079-003	7.87	200		
		2.87	73,0	14012	14012B	RNT-50-098	9.84	250	.30	7,6
		3.50	89,0	14013	14013B	RNT-50-118	11.81	300		
3.54	90,0	14014	14014B	RNT-50-137	13.78	350				

### Screw Mount

### Screw Size

18	80	.87	22,0	13307	13307B	MNT-18-044	4.41	112	.10	2,5	#4 screw
(Heat Stabilized/UV Black)				23307B							
40	178	1.38	35,0	13308	13308B	MNT-40-067	6.69	170	.14	3,6	#8 screw
(Heat Stabilized/UV Black)				23308B							
50	222	1.75	44,4	3560	3560B	MNT-150	8.00	203	.19	4,8	#10 screw
		1.97	50,0	13309	13309B	MNT-50-086	8.66	220	.17	4,3	
		(Heat Stabilized/UV Black)									

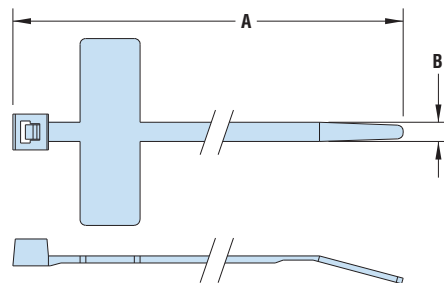
### Identification

### Marking Area W x L

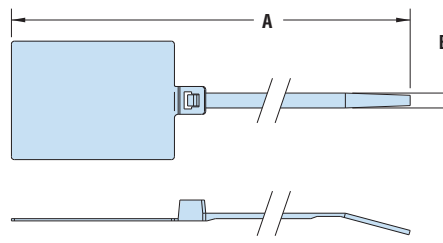
### Style

	Tensile Strength Lbs.	N	Max. Bundle Diameter in.	mm.	Part No.	Description	A Length		B Width		Marking Area W x L		Style			
							in.	mm.	in.	mm.	in.	mm.				
18	80	.87	22,0		13316	-	NTID-18-039	3.94	100	.10	2,5	.31	8,0	1.00	25,4	1
					13317	-	NTID-18-053	5.28	134,1	.10	2,5	.80	20,2	1.09	27,8	2

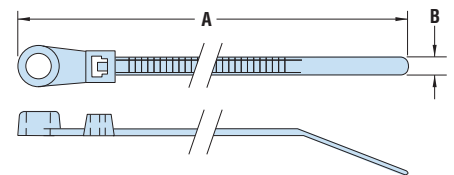
Standard color natural and UV Black. Consult Heyco for other colors.



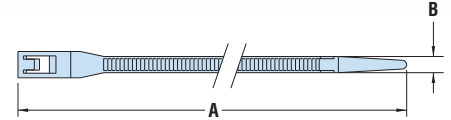
Identification – Style 1



Identification – Style 2



Screw Mount



Low Profile



RELEASABLE TAB

Releasable



Material	Nylon 6/6, Nylon 6/6 UV Black, or Nylon 6/6 Heat Stabilized/UV Black
Flammability Rating	94V-2
Temperature Range	Nylon 6/6 and Nylon 6/6 UV Black: -40°F (-40°C) to 185°F (85°C) Nylon 6/6 Heat Stabilized/UV Black: -40°F (-40°C) to 221°F (105°C)

Quick Specs