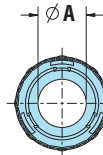
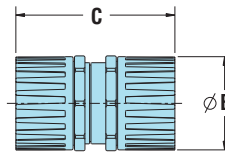
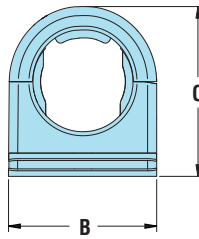
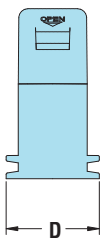


Heyco® Nylon Corrugated Conduit/Tubing Mounting Clips

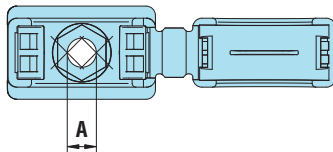
With Integral Closure

FITS CONDUIT SIZE	PART NO. Black	DESCRIPTION	PART DIMENSIONS							
			A Mounting Hole Dia.		B Width		C Max O.A Height		D Max. O.A. Thickness	
			in.	mm.	in.	mm.	in.	mm.	in.	mm.
13 mm	F8902	HCL 13	.197	5,0	.89	22,7	1.04	26,4		
16 mm	F8904	HCL 16	.205	5,2	1.04	26,4	1.17	29,8		
21 mm	F8906	HCL 21	.244	6,2	1.25	31,8	1.44	36,5	.79	20,0
28 mm	F8908	HCL 28	.244	6,2	1.61	40,8	1.75	44,5		
34 mm	F8910	HCL 34	.244	6,2	1.89	48,0	2.03	51,5		
42 mm	F8912	HCL 42	.244	6,2	2.25	57,2	2.37	60,2		

Standard color black.



Mounting Clips



Tubing Unions

Heyco® Nylon Corrugated Conduit/Tubing Unions

FITS CONDUIT SIZE	PART NO. Black	DESCRIPTION	PART DIMENSIONS					
			A Bore		B Max. Diameter		C Length	
			in.	mm.	in.	mm.	in.	mm.
16 mm	F8944	HPAS 16 - HPAS 16	.43	11,0	1.14	29,0	2.32	59,0
21 mm	F8946	HPAS 21 - HPAS 21	.57	14,5	1.26	32,0	2.80	71,0
28 mm	F8948	HPAS 28 - HPAS 28	.77	19,5	1.73	44,0	3.19	81,0
34 mm	F8950	HPAS 34 - HPAS 34	1.04	26,5	2.01	51,0	3.43	87,0

Standard color black.

Material	Nylon 6/6
Certifications	CE Approved as per BS EN50086
Flammability Rating	94V-2 and Low Fire Hazard Including Low Smoke, Low Toxicity as well as Halogen, Sulphur, and Phosphorus Free
Temperature Range	-58°F (-50°C) to 275°F (135°C)



- For mounting Heyco Nylon Corrugated Conduit or Tubing securely into place, vertically or horizontally. See page 2-3.
- Low profile design for space savings and pleasing appearance.
- Only fingertip pressure is required to snap conduit or tubing into bracket.
- Can be easily opened for temporary access/removal and closed again to secure conduit.
- Suitable for use with both fine and/or coarse pitch conduit/tubing.
- Suitable for use by original equipment manufacturers.
- Resist salt water, weak acids, gasoline, alcohol, oil, grease, and common solvents. (This feature is not assessed by UL certification or testing.)
- Recommended distance between brackets at intervals not greater than 3 feet (914 mm) as required by Article 351-27 of 1996 NEC.
- Use one standard #10 (4-5M) screw for attaching bracket to panel or chassis (screw not included).

- One piece fast fit coupler to join corrugated conduit



Quick Specs