



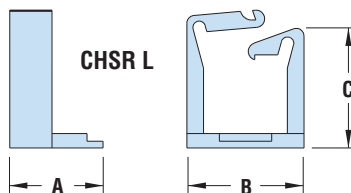
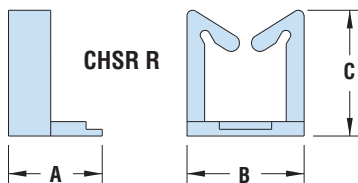
- Designed to mount easily on panel with push rivet (see table) or a #6 screw.
- Allows mounting to a wide range of panel thicknesses.
- See Quick Specs on page 7-55.

HEYClip™ Cable Holders - Snap Rivet Mount

| WIRE CAPACITY | | PART NO. | DESCRIPTION | OVERALL HEIGHT C | | FOOTPRINT A x B | | MOUNTING HOLE DIAMETER | | | |
|--------------------------|--------|----------|-------------|------------------|-----------|-----------------|------|------------------------|-------------|------|-----|
| in. | mm. | | | in. | mm. | in. | mm. | in. | mm. | | |
| Top Entry - Regular Gate | | | | | | | | | | | |
| .44 | x .17 | 11,1 | x 4,3 | 12025 | CHSR R-11 | .45 | 11,4 | .49 x .61 | 12,4 x 15,5 | .144 | 3,7 |
| | x .36 | | x 9,1 | 12026 | CHSR R-16 | .64 | 16,3 | | | | |
| | x .73 | | x 18,5 | 12027 | CHSR R-25 | 1.00 | 25,4 | | | | |
| | x 1.04 | | x 26,4 | 12028 | CHSR R-33 | 1.32 | 33,5 | | | | |
| Top Entry - Latch Gate | | | | | | | | | | | |
| .44 | x .14 | 11,1 | x 3,6 | 12029 | CHSR L-11 | .45 | 11,4 | .49 x .61 | 12,4 x 15,5 | .144 | 3,7 |
| | x .34 | | x 8,6 | 12030 | CHSR L-16 | .64 | 16,3 | | | | |
| | x .72 | | x 18,3 | 12031 | CHSR L-25 | 1.00 | 25,4 | | | | |
| | x 1.00 | | x 25,4 | 12032 | CHSR L-33 | 1.31 | 33,3 | | | | |

NEW PRODUCTS!

Standard color natural.



| Rivet Table for CHSR | | | |
|----------------------|------------------|-----------------|---------|
| PART NO. | DESCRIPTION | PANEL THICKNESS | |
| | | in. | mm. |
| 9044 | PR 142-047 BLACK | .01-.05 | 0,3-1,2 |
| 9046 | PR 142-083 BLACK | .05-.08 | 1,2-2,1 |
| 9048 | PR 142-106 BLACK | .07-.11 | 1,8-2,7 |
| 9050 | PR 142-118 BLACK | .08-.12 | 2,1-3,0 |
| 9052 | PR 142-146 BLACK | .11-.14 | 2,8-3,7 |
| 9054 | PR 142-177 BLACK | .14-.18 | 3,6-4,6 |
| 9056 | PR 142-217 BLACK | .18-.22 | 4,6-5,6 |

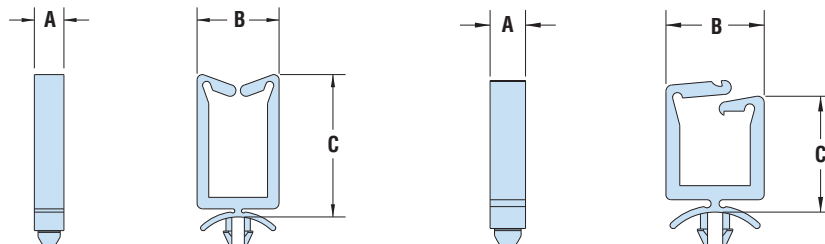


HEYClip™ Cable Holders - Two Prong Mount

For panels up to .063" (1,6 mm) thick

| WIRE CAPACITY | | PART NO. | DESCRIPTION | OVERALL HEIGHT C | | FOOTPRINT A x B | | MOUNTING HOLE DIAMETER | | | |
|--------------------------|--------|----------|-------------|------------------|-----------|-----------------|------|------------------------|------------|------|-----|
| in. | mm. | | | in. | mm. | in. | mm. | in. | mm. | | |
| Top Entry - Regular Gate | | | | | | | | | | | |
| .44 | x .19 | 11,1 | x 4,8 | 4337 | CH R-13-P | .51 | 13,0 | .22 x .61 | 5,6 x 15,5 | .187 | 4,8 |
| | x .38 | | x 9,7 | 4338 | CH R-18-P | .71 | 18,0 | | | | |
| | x .74 | | x 18,8 | 4339 | CH R-27-P | 1.06 | 26,9 | | | | |
| | x 1.05 | | x 26,7 | 4340 | CH R-35-P | 1.37 | 34,8 | | | | |
| Top Entry - Latch Gate | | | | | | | | | | | |
| .44 | x .14 | 11,1 | x 3,6 | 4341 | CH L-13-P | .51 | 13,0 | .22 x .61 | 5,6 x 15,5 | .187 | 4,8 |
| | x .33 | | x 8,4 | 4342 | CH L-18-P | .71 | 18,0 | | | | |
| | x .69 | | x 17,5 | 4343 | CH L-27-P | 1.06 | 27,0 | | | | |
| | x 1.00 | | x 25,4 | 4344 | CH L-35-P | 1.37 | 34,8 | | | | |

Standard color natural. Flame retardant UL 94V-0 material available, consult Heyco.



Regular Gate

Latch Gate

- Gather and direct single or bundles of cable at low cost.
- **Two orientations:**
 1. Vertical for **Top Entry** and narrow width.
 2. Horizontal for **Side Entry** and low height where clearance is a problem.
- **Two gate types:**
 1. Regular gate secures cables with tension alone.
 2. Latch gate locks cables in place.

Both types install with fingertip pressure into a 3/16" (4,8 mm) diameter mounting hole.
- Part Description Key: CH X-Y-Z, where R = Regular Gate, L = Latch Gate, Y = Overall Height (mm) and P indicates the Split Prong mounting design.
- See Quick Specs on page 7-55.