


Fiber Optic Cleaning Kit for LEMO SMPTE 304/311M Hybrid Connectors FIBERCLEAN-1

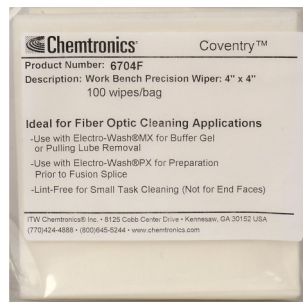
INCLUDES

- (1) Electro-Wash PX Fiber Optic 5 oz Spray Cleaner
- (1) Lint-Free Precision Wipes 100 Pack
- (1) LEMO SMPTE Hybrid Alignment Tool
- (1) Complex One-Click Cleaning Tool with 2.0mm Tip*
- (1) Cotton Swabs 100 Pack

*See reverse side for instructions using the Complex One-Click Cleaning Tool for SMPTE 311 & 2mm Ferrules



Electro-Wash



Precision Wipes



One-Click Cleaner



Alignment Tool



Swabs



CMX-TL-1404 One-Click Cleaner for SMPTE 311 & 2.0mm Ferrule Connectors

FEATURES and BENEFITS

- Cleans Fiber Optic End Faces (Up to 800 Cleanings)
- Alcohol Free, Antistatic Resin
- Reaches Recessed Connectors
- Rotates 180 degrees for Optimal Cleaning
- Dimensions (LxWxH): 7.25 x 1 x 1 in
- Weight: 1.2 oz packaged



INSTRUCTIONS for USE

1. The Complex SMPTE 311 cleaning tool features two tips with protective caps:

- When cleaning the EDW,PUW,PEW, PBW style sockets you would remove only the front cap to clean the exposed fibers.

- When cleaning the FXW, FMW, FUW style plugs you would want to remove all the caps from the cleaner so that it can insert through the alignment sleeve and clean the end face.



A. For cleaning SMPTE sockets:

Gently remove the first cap to clean a socket.

Insert cleaner tip into connector and push.

An audible click lets you know the tool has been engaged.

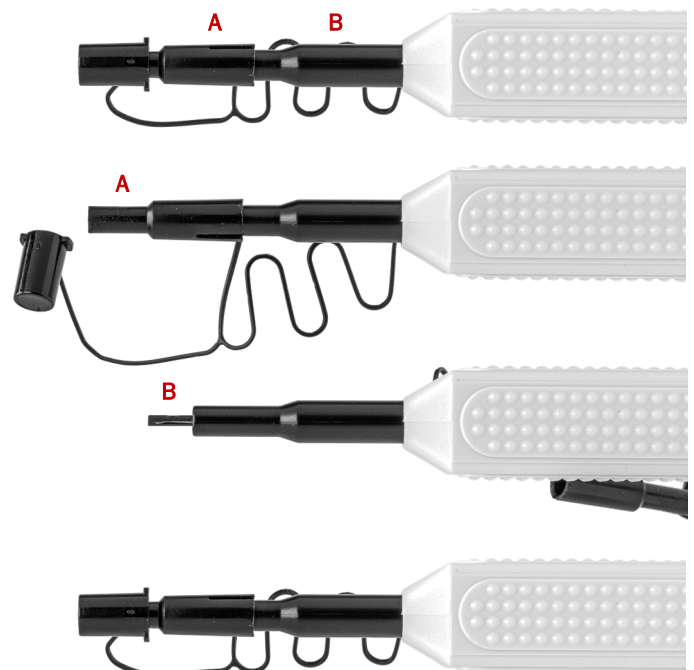
B. For cleaning SMPTE plugs:

Gently remove the secondary cap to clean a plug.

Do not remove alignment sleeve.

Insert cleaner tip into connector and push.

An audible click lets you know the tool has been engaged.



2. Replace both caps after use for safe storage.

