



User Manual and Specifications

CMX-3GSFP-TR

Mini 1-Channel Uni-Directional 3G-SDI over Fiber Extender Set



DESCRIPTION


The Camplex CMX-3GSFP-TR is a mini 1-channel uni-directional 3G-SDI over fiber extender set that sends 3G-SDI signals up to 1080p@60Hz over one LC single mode fiber up to 18.6 miles. The compact lightweight design is perfect for camera and computer interfaces where space is limited.

FEATURES

- Sends 3G-SDI Signals Over One LC Single Mode Fiber up to 30km/18.6 Miles
- Supports Resolutions up to 1080p@60Hz
- Supports SMPTE-424M (3G-SDI), SMPTE-292M (HD-SDI), and SMPTE-259M (SD-SDI)
- Compact and Easy to Install
- Data Rate from 19.4Mbps up to 2.97Gb/s
- SMPTE 424M (2.97Gb/s) Clock Recovery
- 5V Power Supply with Mini XLR Connector
- Supports Automatic Cable Equalization Based on the Data Rate Detected

SPECIFICATIONS

- 3G-SDI Over Single Mode Fiber Optic Extender
- Connectors: 75Ω BNC Female & simplex LC Female
- TV Signal Standard: SMPTE 424M, 292M, 259M, 297M, 305M, 310M, M2S, DVB-ASI, DVB-SSI and Others
- Telecom/Datacom Rate: 19.4Mb/s - 2.97Gb/s
- Signal Level: 800mV Nominal
- Transmission Distance: up to 30km/18.6 miles
- Reflection Loss: > 15dB
- Operating Temperature: -40°F - 115°F (-40°C - 45°C)
- Power Supply: 5V Mini XLR Power Supply
- Power Consumption: 3W
- TX Dimensions (LxWxH): 4.55 x 1.03 x 1.01in
- RX Dimensions (LxWxH): 4.23 x 1.02 x 1.01in





PACKAGE CONTENTS

- 2 x 5V Mini XLR Power Supply



CONNECTION DIAGRAM:





▶ CMX-3GSFP-TR

PRODUCT SERVICE

Damage requiring service:

- The unit should be serviced by qualified service personnel if:
 - (a) The DC power supply cord or AC adaptor has been damaged
 - (b) Objects or liquids have gotten into the unit
 - (c) The unit has been exposed to rain
 - (d) The unit does not operate normally or exhibits a marked change in performance; The unit has been dropped or the cabinet is damaged.
- (2) Servicing Personnel: Do not attempt to service the unit beyond that described in these operating instructions. Refer all other servicing to authorized servicing personnel.
- (3) Replacement parts: When parts need replacing ensure the servicer uses parts specified by the manufacturer. Unauthorized substitutes may result in fire, electric shock, or other hazards.
- (4) Safety check: After repairs or service, ask the servicer to perform safety checks to confirm that the unit is in proper working condition.

SAFETY PRECAUTIONS

Please read all instructions before attempting to unpack, install or operate this equipment and before connecting the power supply.

Please keep the following in mind as you unpack and install the unit:

- Always follow basic safety precautions to reduce the risk of fire, electrical shock and injury to persons.
- To prevent fire or shock hazard, do not expose the unit to rain, moisture or install this product near water.
- Never spill liquid of any kind on or into this product.
- Never push an object of any kind into this product through any openings or empty slots in the unit, as you may damage parts inside the unit.
- Do not attach the power supply cabling to building surfaces.
- Use only the supplied power supply unit (PSU). Do not use the PSU if it is damaged.
- Do not allow anything to rest on the power cabling or allow any weight to be placed upon it or any person walk on it.
- To protect the unit from overheating, do not block any vents or openings in the unit housing that provide ventilation and allow for sufficient space for air to circulate around the unit

WARRANTY

1 Year



812 Kings Highway, Saugerties, NY 12477 | 1.800.445.7568 | sales@complex.com

100% Employee Owned Division of Tower Products Incorporated