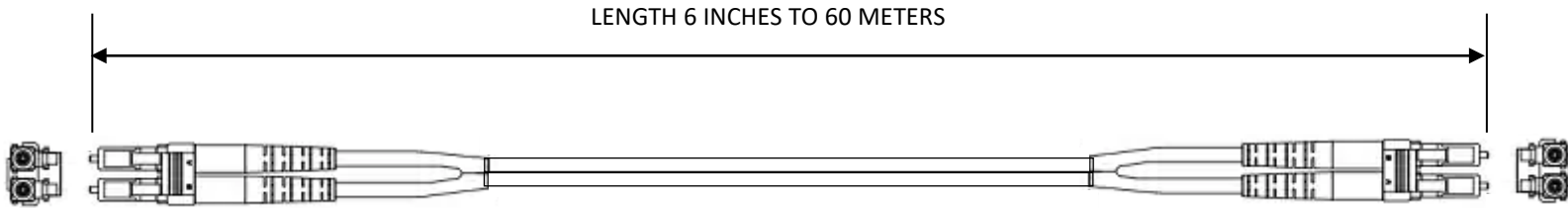


Custom Duplex Fiber Optic Assembly Build Specifications

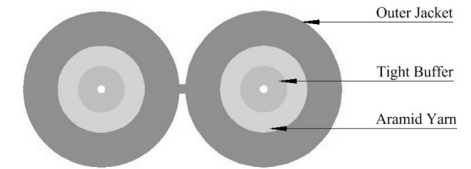
REVISION HISTORY		
DATE	DESCRIPTION	DRAWN
2/22/2019	INITIAL RELEASE	WC



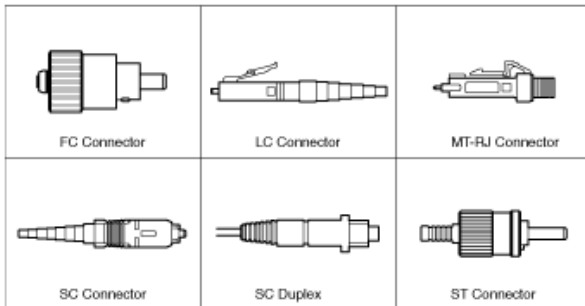
EXAMPLE SHOW – LC DUPLEX CONNECTORS

1. ALL FIBER WILL BE CORNING GLASS UNLESS NOTIFIED
2. ALL CONNECTORS WILL BE SENKO CONNECTORS AND MEET ANSI/TIA 568.C.3.
3. FIBER AND CONNECTORS ARE RoHS/REACH COMPLIANT.
4. JACKET COLOR : SINGLEMODE – YELLOW (STANDARD) CUSTOM COLORS INCLUDE: RED, GREEN, ORGANGE, BLUE, PURPLE, GREY, BROWN, WHITE, BLACK, AND PINK. MULTIMODE- OM3 AQUA (STANDARD), OM4 AQUA (STANDARD), OM5 LIME GREEN (STANDARD)
5. ALL FIBER ENDS ARE 100% TESTED FOR OPTICAL PERFORMANCE AND INSPECTED WITH A MICROSCOPE OF 400X TO ENSURE NO SURFACE DEFECTS OCCUR. EACH FIBER IS TESTED TO THE FOLLOWING SPECS:
 SINGLEMODE IL MAX 0.2dB MIN -0.1dB OPTICAL RETURN
 MULTIMODE : IL MAX 0.2dB MIN -0.1dB OPTICAL RETURN
5. PACKAGING: EACH CABLE WILL BE INDIVIDUALLY SEALED AND WILL INCLUDE TEST RESULTS

CROSS SECTION 2MM



CONNECTOR TYPES



PATCH CABLE OPTIONS

CABLE DIAMETER	2.0 mm
CONNECTORS	LC, SC, ST, FC, MTJR
CONNECTORS POLISH	UPC, APC
FIBER MODE	SINGLE-MODE, OM3, OM4, OM5
POLARITY	A-B Standard
	CUSTOM (A-A, B-B avail)



**American
 Cable
 Assemblies**

Confidential
 Information

DESCRIPTION Custom Duplex Fiber Optic Assembly Build Specifications			
DRAWN	DATE	CHECKED	DATE
W. Chartier	2/10/2019	S. Kelly	2/17/2019
DESIGNED	DATE	DESIGNED APPD	DATE
A. Mengel	2/10/2019	S. Kelly	2/22/2019
DRAWING NUMBER		REV	SHEET
19-097		1	1 of 1